




CANVASS OF ELECTION

STATE OF TEXAS }
COUNTY OF POLK }

WE, THE UNDERSIGNED MEMBERS OF COMMISSIONERS COURT DO
HEREBY CERTIFY THAT THE FOREGOING IS A TRUE AND CORRECT
RETURN OF THE GENERAL ELECTION HELD ON NOVEMBER 6, 2018.


WITNESS OUR HANDS THIS 13th DAY OF NOVEMBER, 2018.

COUNTY JUDGE

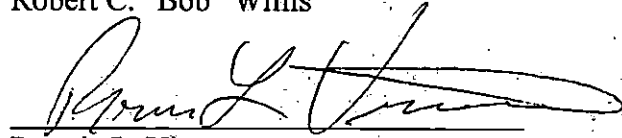

Sydney Murphy

COMMISSIONERS:

PRECINCT #1


Robert C. "Bob" Willis


PRECINCT #2


Ronnie L. Vincent

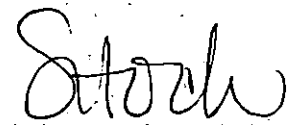
PRECINCT #3


Milton Purvis

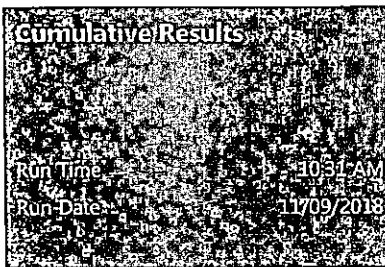
PRECINCT #4


C. T. "Tommy" Overstreet

ATTEST:



Schelana Hock, County Clerk



POLK COUNTY, TEXAS

GENERAL ELECTION

11/6/2018

Page 1 of 12



Straight Party

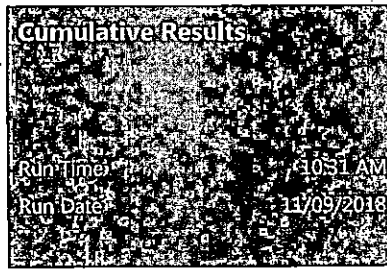
Choice	Party	Absentee Voting		Early Voting		Election Day Voting		Total	
Republican Party REP	REP	2002	72.93%	5234	84.72%	2230	76.66%	9466	80.00%
Democratic Party DEM	DEM	719	26.19%	928	15.02%	662	22.76%	2309	19.51%
Libertarian Party LIB	LIB	24	0.87%	16	0.26%	17	0.58%	57	0.48%
Cast Votes:		2745	100.00%	6178	100.00%	2909	100.00%	11832	100.00%
Undervotes:		1468		2344		1199		5011	
Overvotes:		0		0		0		0	

United States Senator

Choice	Party	Absentee Voting		Early Voting		Election Day Voting		Total	
Ted Cruz	REP	2808	66.78%	6943	82.00%	3043	74.62%	12794	76.38%
Beto O'Rourke	DEM	1366	32.49%	1491	17.61%	993	24.35%	3850	22.99%
Neal M. Dikeman	LIB	31	0.74%	33	0.39%	42	1.03%	106	0.63%
Cast Votes:		4205	100.00%	8467	100.00%	4078	100.00%	16750	100.00%
Undervotes:		8		55		30		93	
Overvotes:		0		0		0		0	

United States Representative, District No. 36

Choice	Party	Absentee Voting		Early Voting		Election Day Voting		Total	
Brian Babin	REP	2818	67.58%	7008	82.77%	3113	76.49%	12939	77.45%
Dayna Steele	DEM	1352	32.42%	1459	17.23%	957	23.51%	3768	22.55%
Cast Votes:		4170	100.00%	8467	100.00%	4070	100.00%	16707	100.00%
Undervotes:		43		55		38		136	
Overvotes:		0		0		0		0	



POLK COUNTY, TEXAS

GENERAL ELECTION

11/6/2018

Page 2 of 12



Governor

Choice	Party	Absentee Voting		Early Voting		Election Day Voting		Total	
Greg Abbott	REP	2872	68.56%	7089	83.78%	3169	77.71%	13130	78.49%
Lupé Valdez	DEM	1268	30.27%	1274	15.06%	836	20.50%	3378	20.19%
Mark Jay Tippetts	LIB	49	1.17%	98	1.16%	73	1.79%	220	1.32%
Cast Votes:		4189	100.00%	8461	100.00%	4078	100.00%	16728	100.00%
Undervotes:		24		61		30		115	
Overvotes:		0		0		0		0	

Lieutenant Governor

Choice	Party	Absentee Voting		Early Voting		Election Day Voting		Total	
Dan Patrick	REP	2792	66.76%	6648	78.64%	2976	73.17%	12416	74.33%
Mike Collier	DEM	1330	31.80%	1658	19.61%	1002	24.64%	3990	23.89%
Kerry Douglas McKennon	LIB	60	1.43%	148	1.75%	89	2.19%	297	1.78%
Cast Votes:		4182	100.00%	8454	100.00%	4067	100.00%	16703	100.00%
Undervotes:		31		68		41		140	
Overvotes:		0		0		0		0	

Attorney General

Choice	Party	Absentee Voting		Early Voting		Election Day Voting		Total	
Ken Paxton	REP	2721	65.52%	6726	79.91%	2979	73.50%	12426	74.75%
Justin Nelson	DEM	1369	32.96%	1557	18.50%	990	24.43%	3916	23.56%
Michael Ray Harris	LIB	63	1.52%	134	1.59%	84	2.07%	281	1.69%
Cast Votes:		4153	100.00%	8417	100.00%	4053	100.00%	16623	100.00%
Undervotes:		60		105		55		220	
Overvotes:		0		0		0		0	

Cumulative Results

Runtime: 1:03:14 AM
 Run Date: 11/09/2018

POLK COUNTY, TEXAS

GENERAL ELECTION

11/6/2018

Page 3 of 12

Official Results

331721
 16811 of 331721 = 44.98%
 Precincts Reporting
 43 of 43 = 100.00%

Comptroller of Public Accounts

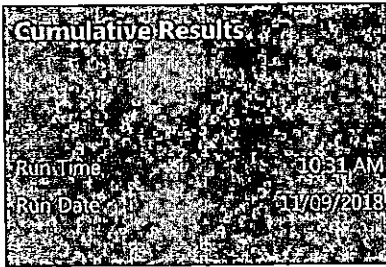
Choice	Party	Absentee Voting		Early Voting		Election Day Voting		Total	
		Count	Percentage	Count	Percentage	Count	Percentage	Count	Percentage
Glenn Hegar	REP	2747	67.07%	6917	82.56%	3002	74.68%	12666	76.79%
Joi Chevalier	DEM	1253	30.59%	1308	15.61%	877	21.82%	3438	20.84%
Ben Sanders	LIB	96	2.34%	153	1.83%	141	3.51%	390	2.36%
Cast Votes:		4096	100.00%	8378	100.00%	4020	100.00%	16494	100.00%
Undervotes:		117		144		88		349	
Overvotes:		0		0		0		0	

Commissioner of the General Land Office

Choice	Party	Absentee Voting		Early Voting		Election Day Voting		Total	
		Count	Percentage	Count	Percentage	Count	Percentage	Count	Percentage
George P. Bush	REP	2749	66.82%	6836	81.25%	3060	75.48%	12645	76.26%
Miguel Suazo	DEM	1257	30.55%	1345	15.99%	897	22.13%	3499	21.10%
Matt Piña	LIB	108	2.63%	233	2.77%	97	2.39%	438	2.64%
Cast Votes:		4114	100.00%	8414	100.00%	4054	100.00%	16582	100.00%
Undervotes:		99		108		54		261	
Overvotes:		0		0		0		0	

Commissioner of Agriculture

Choice	Party	Absentee Voting		Early Voting		Election Day Voting		Total	
		Count	Percentage	Count	Percentage	Count	Percentage	Count	Percentage
Sid Miller	REP	2713	66.09%	6790	80.91%	2961	73.58%	12464	75.44%
Kim Olson	DEM	1314	32.01%	1487	17.72%	977	24.28%	3778	22.87%
Richard Carpenter	LIB	78	1.90%	115	1.37%	86	2.14%	279	1.69%
Cast Votes:		4105	100.00%	8392	100.00%	4024	100.00%	16521	100.00%
Undervotes:		108		130		84		322	
Overvotes:		0		0		0		0	



POLK COUNTY, TEXAS

GENERAL ELECTION

11/6/2018

Page 4 of 12



Railroad Commissioner

Choice	Party	Absentee Voting		Early Voting		Election Day Voting		Total	
		Votes	Percentage	Votes	Percentage	Votes	Percentage	Votes	Percentage
Christi Craddick	REP	2737	66.84%	6905	82.53%	2992	74.54%	12634	76.68%
Roman McAllen	DEM	1255	30.65%	1330	15.90%	913	22.75%	3498	21.23%
Mike Wright	LIB	103	2.52%	132	1.58%	109	2.72%	344	2.09%
Cast Votes:		4095	100.00%	8367	100.00%	4014	100.00%	16476	100.00%
Undervotes:		118		155		94		367	
Overvotes:		0		0		0		0	

Justice, Supreme Court, Place 2

Choice	Party	Absentee Voting		Early Voting		Election Day Voting		Total	
		Votes	Percentage	Votes	Percentage	Votes	Percentage	Votes	Percentage
Jimmy Blacklock	REP	2763	67.56%	6922	82.75%	3030	75.37%	12715	77.18%
Steven Kirkland	DEM	1327	32.44%	1443	17.25%	990	24.63%	3760	22.82%
Cast Votes:		4090	100.00%	8365	100.00%	4020	100.00%	16475	100.00%
Undervotes:		123		157		88		368	
Overvotes:		0		0		0		0	

Justice, Supreme Court, Place 4

Choice	Party	Absentee Voting		Early Voting		Election Day Voting		Total	
		Votes	Percentage	Votes	Percentage	Votes	Percentage	Votes	Percentage
John Devine	REP	2753	67.36%	6929	82.96%	3063	76.33%	12745	77.47%
R.K. Sandill	DEM	1334	32.64%	1423	17.04%	950	23.67%	3707	22.53%
Cast Votes:		4087	100.00%	8352	100.00%	4013	100.00%	16452	100.00%
Undervotes:		126		170		95		391	
Overvotes:		0		0		0		0	

POLK COUNTY, TEXAS

GENERAL ELECTION

11/6/2018

Page 5 of 12

Cumulative Results	
Run Time	10:51:AM
Run Date	11/09/2018

Official results	
Total	38121
16843 of 38121	44.18%
Precincts Reporting	43 of 43 = 100.00%

Justice, Supreme Court, Place 6

Choice	Party	Absentee Voting		Early Voting		Election Day Voting		Total	
Jeff Brown	REP	2791	68.22%	6933	83.02%	3058	76.09%	12782	77.65%
Kathy Cheng	DEM	1300	31.78%	1418	16.98%	961	23.91%	3679	22.35%
Cast Votes:		4091	100.00%	8351	100.00%	4019	100.00%	16461	100.00%
Undervotes:		122		171		89		382	
Overvotes:		0		0		0		0	

Presiding Judge, Court of Criminal Appeals

Choice	Party	Absentee Voting		Early Voting		Election Day Voting		Total	
Sharon Keller	REP	2715	66.33%	6824	81.67%	2968	73.85%	12507	75.95%
Maria T. (Terri) Jackson	DEM	1299	31.74%	1401	16.77%	952	23.69%	3652	22.18%
William Bryan Strange III	LIB	79	1.93%	131	1.57%	99	2.46%	309	1.88%
Cast Votes:		4093	100.00%	8356	100.00%	4019	100.00%	16468	100.00%
Undervotes:		120		166		89		375	
Overvotes:		0		0		0		0	

Judge, Court of Criminal Appeals, Place 7

Choice	Party	Absentee Voting		Early Voting		Election Day Voting		Total	
Barbara Parker Hervey	REP	2776	68.02%	6941	83.26%	3051	76.14%	12768	77.74%
Ramona Franklin	DEM	1305	31.98%	1396	16.74%	956	23.86%	3657	22.26%
Cast Votes:		4081	100.00%	8337	100.00%	4007	100.00%	16425	100.00%
Undervotes:		132		185		101		418	
Overvotes:		0		0		0		0	

Cumulative Results
 Runtime: 10:31 AM
 Run Date: 11/09/2018

POLK COUNTY, TEXAS

GENERAL ELECTION

11/6/2018

Page 6 of 12

Official results
 38121
 16845 of 38121 = 44.18%
 Precincts Reporting:
 43 of 43 = 100.00%

Judge, Court of Criminal Appeals, Place 8

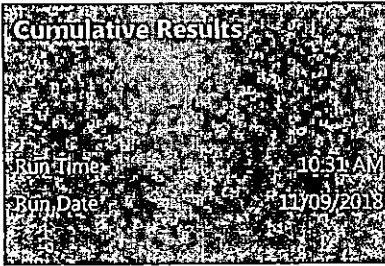
Choice	Party	Absentee Voting		Early Voting		Election Day Voting		Total	
Michelle Slaughter	REP	2855	83.95%	7055	90.38%	3149	87.74%	13059	88.26%
Mark Ash	LIB	546	16.05%	751	9.62%	440	12.26%	1737	11.74%
Cast Votes:		3401	100.00%	7806	100.00%	3589	100.00%	14796	100.00%
Undervotes:		812		716		519		2047	
Overvotes:		0		0		0		0	

State Senator, District No. 3

Choice	Party	Absentee Voting		Early Voting		Election Day Voting		Total	
Robert Nichols	REP	2730	66.33%	6910	82.05%	3027	74.94%	12667	76.41%
Shirley Layton	DEM	1314	31.92%	1408	16.72%	949	23.50%	3671	22.15%
Bruce Quarles	LIB	72	1.75%	104	1.23%	63	1.56%	239	1.44%
Cast Votes:		4116	100.00%	8422	100.00%	4039	100.00%	16577	100.00%
Undervotes:		97		100		69		266	
Overvotes:		0		0		0		0	

State Representative, District No. 19

Choice	Party	Absentee Voting		Early Voting		Election Day Voting		Total	
James White	REP	2804	68.27%	7061	83.75%	3135	77.46%	13000	78.38%
Sherry Williams	DEM	1303	31.73%	1370	16.25%	912	22.54%	3585	21.62%
Cast Votes:		4107	100.00%	8431	100.00%	4047	100.00%	16585	100.00%
Undervotes:		106		91		61		258	
Overvotes:		0		0		0		0	



POLK COUNTY, TEXAS

GENERAL ELECTION

11/6/2018

Page 7 of 12



Justice, 9th Court of Appeals District, Place No. 3

Choice	Party	Absentee Voting		Early Voting		Election Day Voting		Total	
Leanne Johnson	REP	2858	100.00%	7208	100.00%	3323	100.00%	13389	100.00%
	Cast Votes:	2858	100.00%	7208	100.00%	3323	100.00%	13389	100.00%
	Undervotes:	1355		1314		785		3454	
	Overvotes:	0		0		0		0	

Justice, 9th Court of Appeals District, Place No. 4

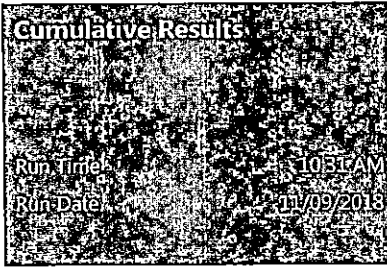
Choice	Party	Absentee Voting		Early Voting		Election Day Voting		Total	
Hollis Horton	REP	2842	100.00%	7163	100.00%	3294	100.00%	13299	100.00%
	Cast Votes:	2842	100.00%	7163	100.00%	3294	100.00%	13299	100.00%
	Undervotes:	1371		1359		814		3544	
	Overvotes:	0		0		0		0	

District Judge, 258th Judicial District

Choice	Party	Absentee Voting		Early Voting		Election Day Voting		Total	
Travis Kitchens	REP	2835	100.00%	7214	100.00%	3318	100.00%	13367	100.00%
	Cast Votes:	2835	100.00%	7214	100.00%	3318	100.00%	13367	100.00%
	Undervotes:	1378		1308		790		3476	
	Overvotes:	0		0		0		0	

Criminal District Attorney Polk County

Choice	Party	Absentee Voting		Early Voting		Election Day Voting		Total	
William Lee Hon	REP	2839	100.00%	7038	100.00%	3266	100.00%	13143	100.00%
	Cast Votes:	2839	100.00%	7038	100.00%	3266	100.00%	13143	100.00%
	Undervotes:	1374		1484		842		3700	
	Overvotes:	0		0		0		0	

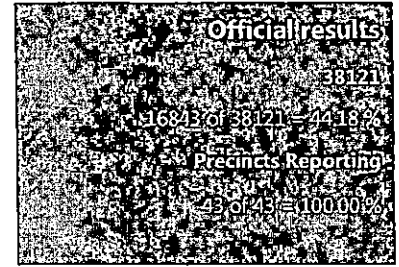


POLK COUNTY, TEXAS

GENERAL ELECTION

11/6/2018

Page 8 of 12



County Judge

Choice	Party	Absentee Voting		Early Voting		Election Day Voting		Total	
Sydney Brown Murphy	REP	2837	100.00%	7267	100.00%	3345	100.00%	13449	100.00%
	Cast Votes:	2837	100.00%	7267	100.00%	3345	100.00%	13449	100.00%
	Undervotes:	1376		1255		763		3394	
	Overvotes:	0		0		0		0	

Judge, County Court-at-Law

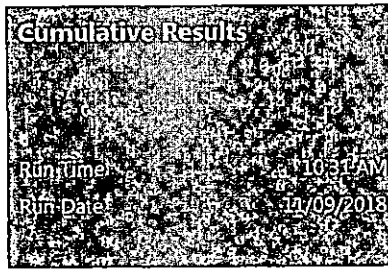
Choice	Party	Absentee Voting		Early Voting		Election Day Voting		Total	
Tom Brown	REP	2824	100.00%	7277	100.00%	3331	100.00%	13432	100.00%
	Cast Votes:	2824	100.00%	7277	100.00%	3331	100.00%	13432	100.00%
	Undervotes:	1389		1245		777		3411	
	Overvotes:	0		0		0		0	

District Clerk

Choice	Party	Absentee Voting		Early Voting		Election Day Voting		Total	
Bobbye Richards	REP	2825	100.00%	7268	100.00%	3333	100.00%	13426	100.00%
	Cast Votes:	2825	100.00%	7268	100.00%	3333	100.00%	13426	100.00%
	Undervotes:	1388		1254		775		3417	
	Overvotes:	0		0		0		0	

County Clerk

Choice	Party	Absentee Voting		Early Voting		Election Day Voting		Total	
Schelana Myers Hock	REP	2856	100.00%	7258	100.00%	3311	100.00%	13425	100.00%
	Cast Votes:	2856	100.00%	7258	100.00%	3311	100.00%	13425	100.00%
	Undervotes:	1357		1264		797		3418	
	Overvotes:	0		0		0		0	

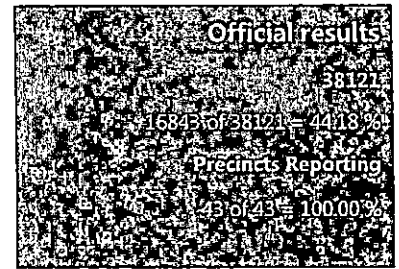


POLK COUNTY, TEXAS

GENERAL ELECTION

11/6/2018

Page 9 of 12



County Treasurer

Choice	Party	Absentee Voting		Early Voting		Election Day Voting		Total	
Terri L. Williams	REP	2827	100.00%	7236	100.00%	3337	100.00%	13400	100.00%
	Cast Votes:	2827	100.00%	7236	100.00%	3337	100.00%	13400	100.00%
	Undervotes:	1386		1286		771		3443	
	Overvotes:	0		0		0		0	

County Commissioner, Precinct No. 2

Choice	Party	Absentee Voting		Early Voting		Election Day Voting		Total	
Ronnie Vincent	REP	226	100.00%	2076	100.00%	604	100.00%	2906	100.00%
	Cast Votes:	226	100.00%	2076	100.00%	604	100.00%	2906	100.00%
	Undervotes:	80		454		113		647	
	Overvotes:	0		0		0		0	

County Commissioner, Precinct No. 4

Choice	Party	Absentee Voting		Early Voting		Election Day Voting		Total	
C. T. "Tommy" Overstreet		267	100.00%	1551	100.00%	974	100.00%	2792	100.00%
	Cast Votes:	267	100.00%	1551	100.00%	974	100.00%	2792	100.00%
	Undervotes:	74		374		120		568	
	Overvotes:	0		0		0		0	

Justice of the Peace, Precinct No. 1

Choice	Party	Absentee Voting		Early Voting		Election Day Voting		Total	
Darrell Glenn Longino	REP	2217	100.00%	2167	100.00%	1094	100.00%	5478	100.00%
	Cast Votes:	2217	100.00%	2167	100.00%	1094	100.00%	5478	100.00%
	Undervotes:	1154		367		200		1721	
	Overvotes:	0		0		0		0	

Cumulative Results	
Run Time	10:51 AM
Run Date	11/09/2018

POLK COUNTY, TEXAS

GENERAL ELECTION

11/6/2018

Page 10 of 12

Official results	
	38121
16843 of 38121 = 44.18%	
Precincts Reporting	
42 of 43 = 100.00%	

Justice of the Peace, Precinct No. 2

Choice	Party	Absentee Voting		Early Voting		Election Day Voting		Total	
Sarah Arnett	REP	224	100.00%	2186	100.00%	609	100.00%	3019	100.00%
	Cast Votes:	224	100.00%	2186	100.00%	609	100.00%	3019	100.00%
	Undervotes:	82		344		108		534	
	Overvotes:	0		0		0		0	

Justice of the Peace, Precinct No. 3

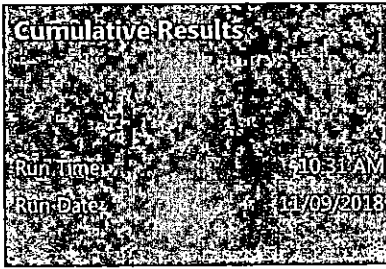
Choice	Party	Absentee Voting		Early Voting		Election Day Voting		Total	
Robert "Dooley" Johnson	REP	132	100.00%	1201	100.00%	650	100.00%	1983	100.00%
	Cast Votes:	132	100.00%	1201	100.00%	650	100.00%	1983	100.00%
	Undervotes:	63		332		353		748	
	Overvotes:	0		0		0		0	

Justice of the Peace, Precinct No. 4

Choice	Party	Absentee Voting		Early Voting		Election Day Voting		Total	
Jamie Richardson Jones	REP	263	100.00%	1708	100.00%	986	100.00%	2957	100.00%
	Cast Votes:	263	100.00%	1708	100.00%	986	100.00%	2957	100.00%
	Undervotes:	78		217		108		403	
	Overvotes:	0		0		0		0	

School Board Trustee, Position 1 - Vote for none or one

Choice	Party	Absentee Voting		Early Voting		Election Day Voting		Total	
Lyndon Alec		35	100.00%	169	100.00%	306	100.00%	510	100.00%
	Cast Votes:	35	100.00%	169	100.00%	306	100.00%	510	100.00%
	Undervotes:	25		62		115		202	
	Overvotes:	0		0		0		0	



POLK COUNTY, TEXAS

GENERAL ELECTION

11/6/2018

Page 11 of 12



School Board Trustee, Position 3 - Vote for none or one

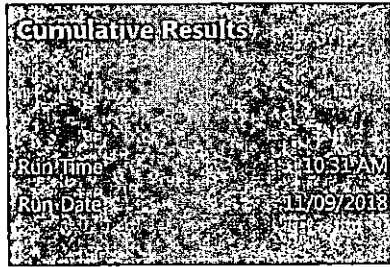
Choice	Party	Absentee Voting		Early Voting		Election Day Voting		Total	
Jessica Slack		19	47.50%	86	45.50%	147	41.06%	252	42.93%
Sheila Neal		21	52.50%	103	54.50%	211	58.94%	335	57.07%
Cast Votes:		40	100.00%	189	100.00%	358	100.00%	587	100.00%
Undervotes:		20		42		63		125	
Overvotes:		0		0		0		0	

School Board Trustee, Position 5 - Vote for none or one

Choice	Party	Absentee Voting		Early Voting		Election Day Voting		Total	
Mark Duff		37	100.00%	178	100.00%	334	100.00%	549	100.00%
Cast Votes:		37	100.00%	178	100.00%	334	100.00%	549	100.00%
Undervotes:		23		53		87		163	
Overvotes:		0		0		0		0	

School Board Trustee, Position 7 - Vote for none or one

Choice	Party	Absentee Voting		Early Voting		Election Day Voting		Total	
Maynard Williams		16	42.11%	82	43.85%	205	56.94%	303	51.79%
Justin Cude		22	57.89%	105	56.15%	155	43.06%	282	48.21%
Cast Votes:		38	100.00%	187	100.00%	360	100.00%	585	100.00%
Undervotes:		22		44		61		127	
Overvotes:		0		0		0		0	




POLK COUNTY, TEXAS

GENERAL ELECTION

11/6/2018

Page 12 of 12



Board of Trustees - Vote for none, one, two, three or four

Choice	Party	Absentee Voting		Early Voting		Election Day Voting		Total	
Ben Ogletree		492	18.54%	2238	20.16%	941	20.06%	3671	19.90%
Alex Garcia		338	12.74%	1121	10.10%	469	10.00%	1928	10.45%
Kevin Grimm		233	8.78%	1277	11.50%	555	11.83%	2065	11.20%
Bernard Henderson		222	8.36%	1016	9.15%	454	9.68%	1692	9.17%
Kevin L. Wooten		300	11.30%	1337	12.05%	575	12.26%	2212	11.99%
Marty Drake		294	11.08%	1676	15.10%	780	16.63%	2750	14.91%
Krissa Bass		522	19.67%	1402	12.63%	552	11.77%	2476	13.42%
Henry O. Ager III		253	9.53%	1033	9.31%	364	7.76%	1650	8.95%
Cast Votes:		2654	100.00%	11100	100.00%	4690	100.00%	18444	100.00%
Undervotes:		12398		9332		4490		26220	
Overvotes:		0		0		0		0	